



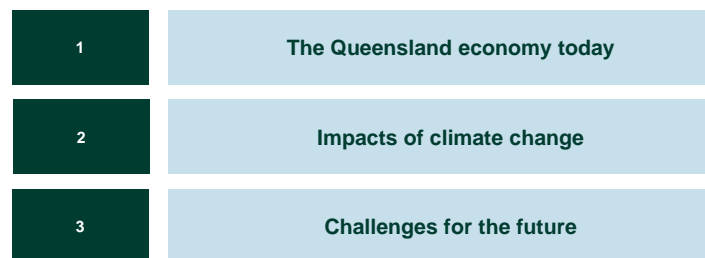
Queensland Economy to 2050 -- A picture under Climate Change

EIANZ 2010

Synergies Economic Consulting

Euan Morton

18 Oct 2010



1

2


3

The Queensland economy today

Impacts of climate change

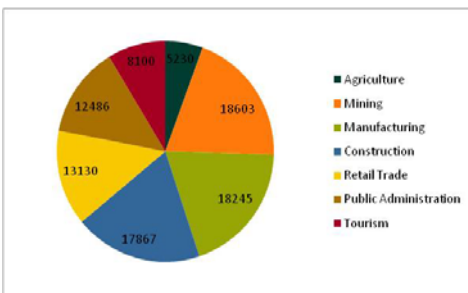
Challenges for the future

2 Queensland Economy to 2050—A picture under Climate Change
www.synergies.com.au



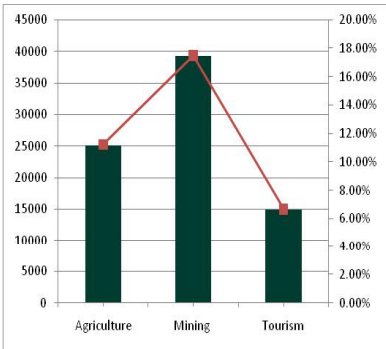
Queensland Economy Overall

Key Sectors—contribution to GDP, gross value added chain measure, 2008/09




Sector	Value
Agriculture	5230
Mining	18603
Manufacturing	18245
Construction	17867
Retail Trade	13130
Public Administration	12486
Tourism	8100

Key Sectors-- shut down impact on state GDP



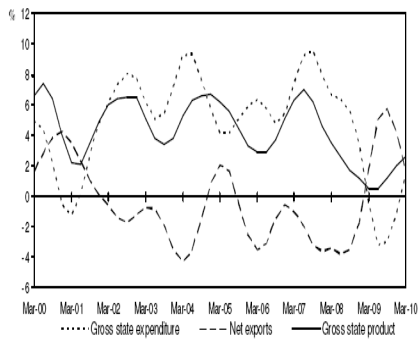
Sector	GDP Value (approx.)	Shut Down Impact (%)
Agriculture	25000	10.00%
Mining	40000	18.00%
Tourism	15000	6.00%

2 Queensland Economy to 2050—A picture under Climate Change
www.synergies.com.au

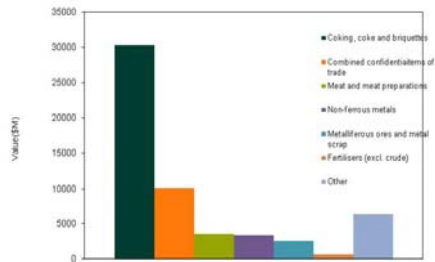


Export Orientation of Economy

Contribution to Growth, Queensland

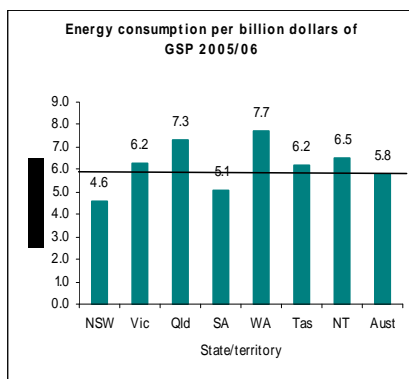


Queensland's key exports



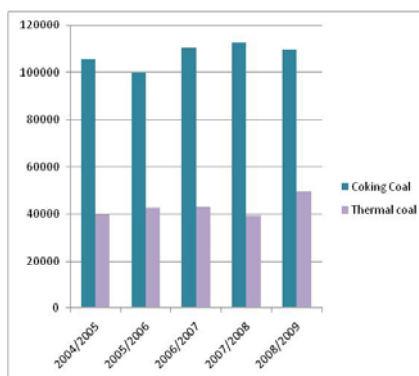
Energy intensive and coking coal reliant

Energy intensive economy



Source: ABARE 2007

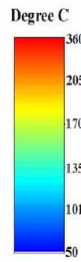
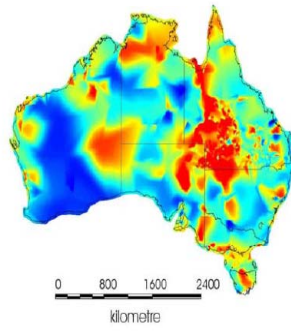
Coal exports by type ('000 tonnes)



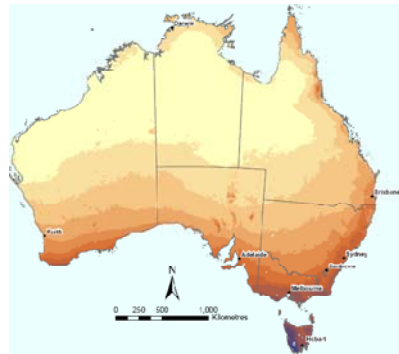
Source: Coal Statistics 2010, Department of Mines and Energy

Renewables potential

Australia heat flow



Australia solar radiation



2 Queensland Economy to 2050—A picture under Climate Change
www.synergies.com.au

Synergies
ECONOMIC CONSULTING

1

The Queensland economy today

2

Impacts of climate change

3

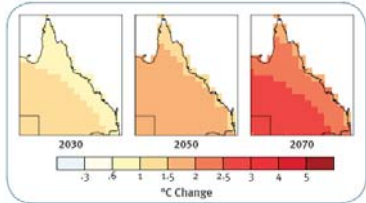
Challenges for the future

2 Queensland Economy to 2050—A picture under Climate Change
www.synergies.com.au

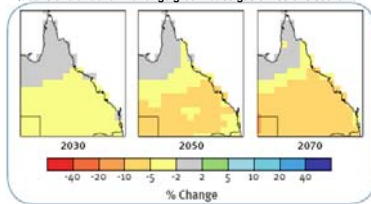
Synergies
ECONOMIC CONSULTING

Impacts of Climate Change

Median of projections of temperature change (°C) for Queensland under a mid-range greenhouse gas emissions scenario



Median of projections of annual rainfall change (% change) in Queensland under a mid-range greenhouse gas emissions scenario.



2 Queensland Economy to 2050—A picture under Climate Change
www.synergies.com.au

Synergies
ECONOMIC CONSULTING



2 Queensland Economy to 2050—A picture under Climate Change
www.synergies.com.au


Synergies
ECONOMIC CONSULTING

1 The Queensland economy today

2 Impacts of climate change

3 Challenges for the future


2 Queensland Economy to 2050—A picture under Climate Change
www.synergies.com.au



Conclusions

- Economic transformation is difficult
- Queensland has been the lucky region of the lucky country
- Can we become the Smart State in the clever country?
 - Capacity building
 - Economic reform
 - Changing behaviours

Queensland coat of arms 1893



2 Queensland Economy to 2050—A picture under Climate Change
www.synergies.com.au

